





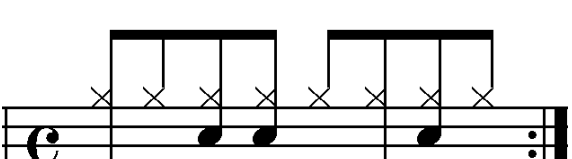
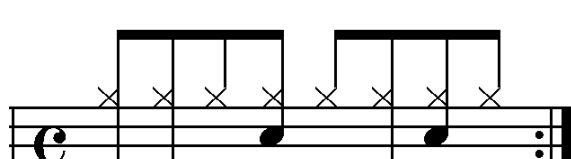



Eighth Note Based Grooves

When first learning these grooves, the student should take it VERY slowly and strive for evenness. Try to keep the hihat constant and not speed up or slow down the groove. If you are having difficulty repeating the grooves, then you most likely need to slow down. When two notes are on top of each other, they are played at the same time. In example (1), the first note played would be a kick drum and hihat played at the same time. These grooves are very common and can be heard in many styles of music such as Rock, Funk, R&B, and more.

<p>(1) 1 + 2 + 3 + 4 +</p> 	<p>(6)</p> 
<p>(2)</p> 	<p>(7)</p> 
<p>(3)</p> 	<p>(8)</p> 
<p>(4)</p> 	<p>(9)</p> 
<p>(5)</p> 	<p>(10)</p> 